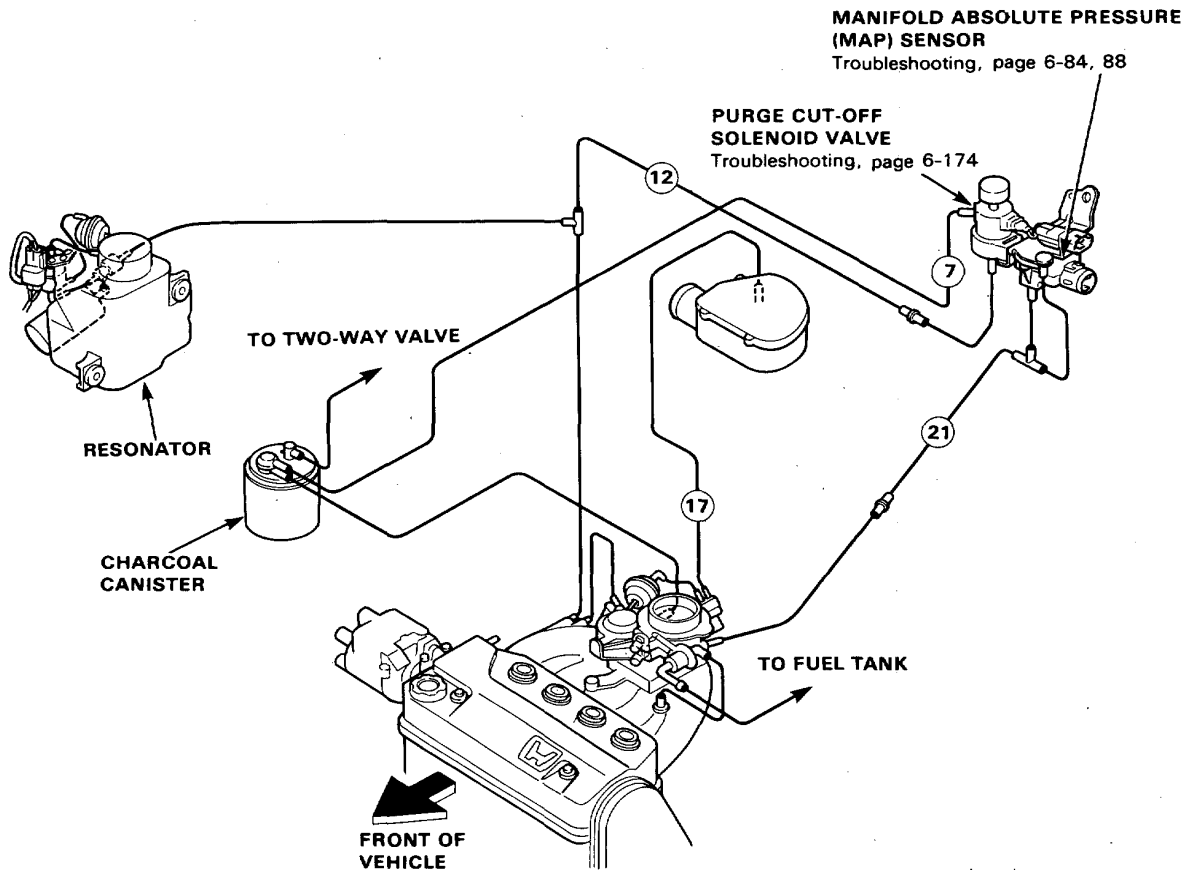


System Description

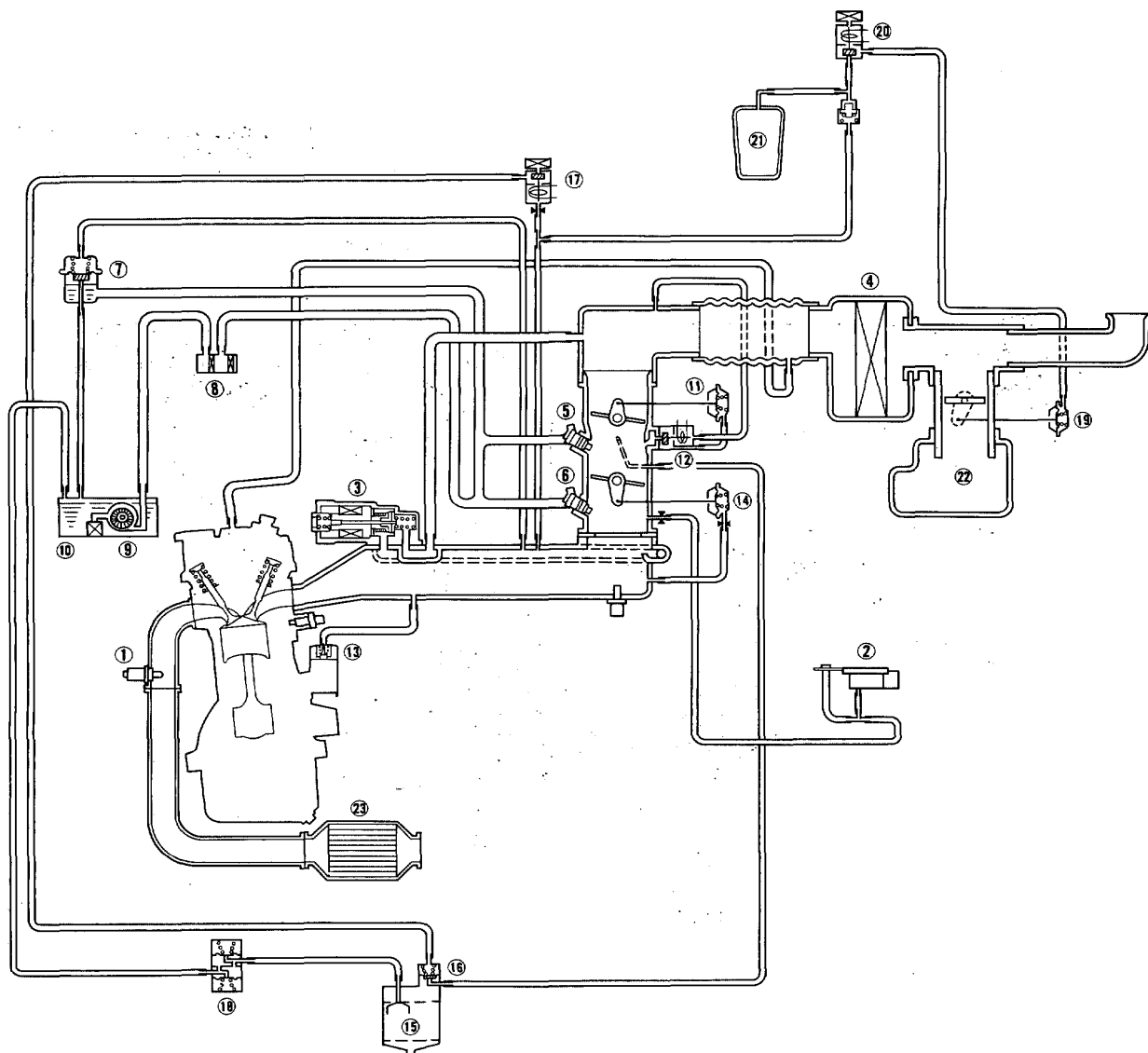
Vacuum Connections [1.5 l]



(cont'd)

System Description

Vacuum Connections [1.5 l] (cont'd)



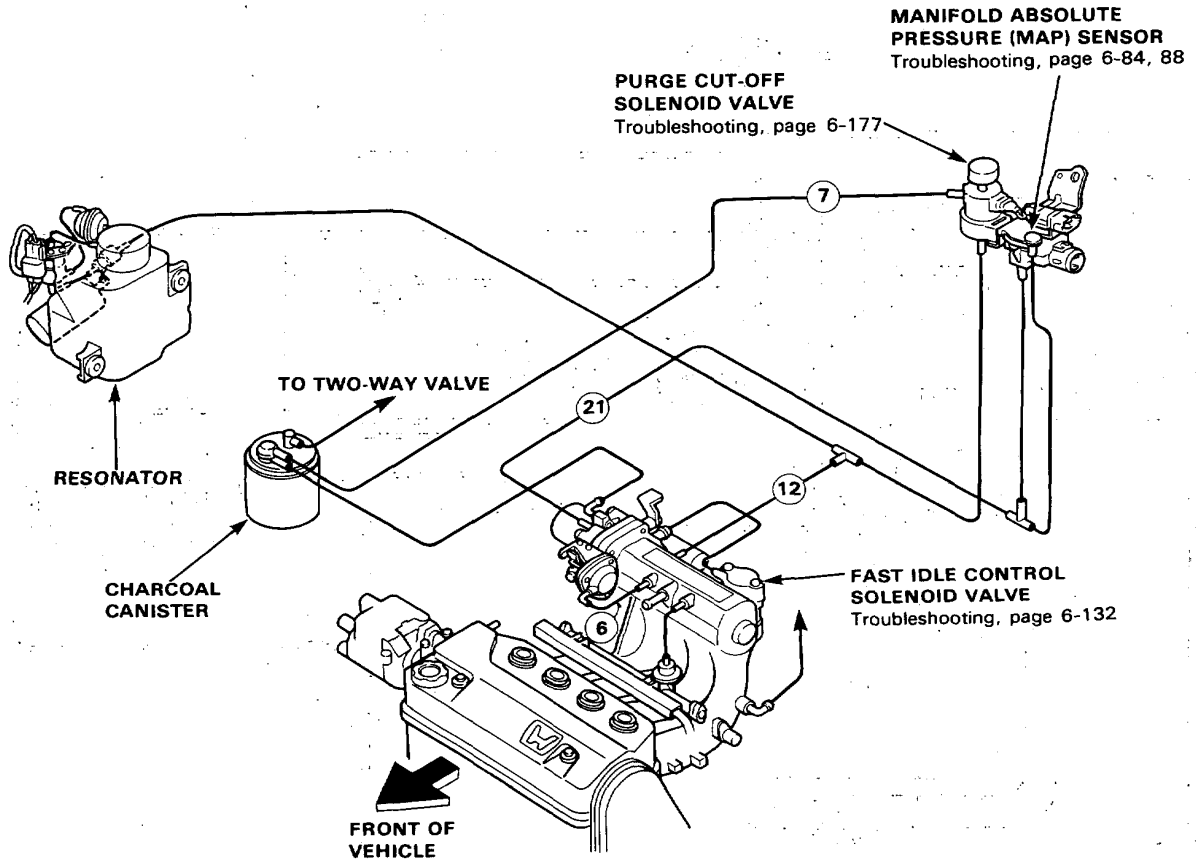
- ① OXYGEN (O₂) SENSOR
- ② MANIFOLD ABSOLUTE PRESSURE (MAP) SENSOR
- ③ ELECTRONIC AIR CONTROL VALVE (EACV)
- ④ AIR CLEANER
- ⑤ MAIN INJECTOR
- ⑥ AUX. INJECTOR
- ⑦ PRESSURE REGULATOR
- ⑧ FUEL FILTER
- ⑨ FUEL PUMP
- ⑩ FUEL TANK
- ⑪ TANDEM VALVE CONTROL DIAPHRAGM
- ⑫ TANDEM VALVE CONTROL SOLENOID VALVE

- ⑬ PCV VALVE
- ⑭ DASHPOT DIAPHRAGM
- ⑮ CHARCOAL CANISTER
- ⑯ PURGE CONTROL DIAPHRAGM VALVE
- ⑰ PURGE CUT-OFF SOLENOID VALVE
- ⑱ TWO-WAY VALVE
- ⑲ INTAKE CONTROL DIAPHRAGM
- ⑳ INTAKE CONTROL SOLENOID VALVE
- ㉑ VACUUM TANK
- ㉒ RESONATOR
- ㉓ CATALYTIC CONVERTER



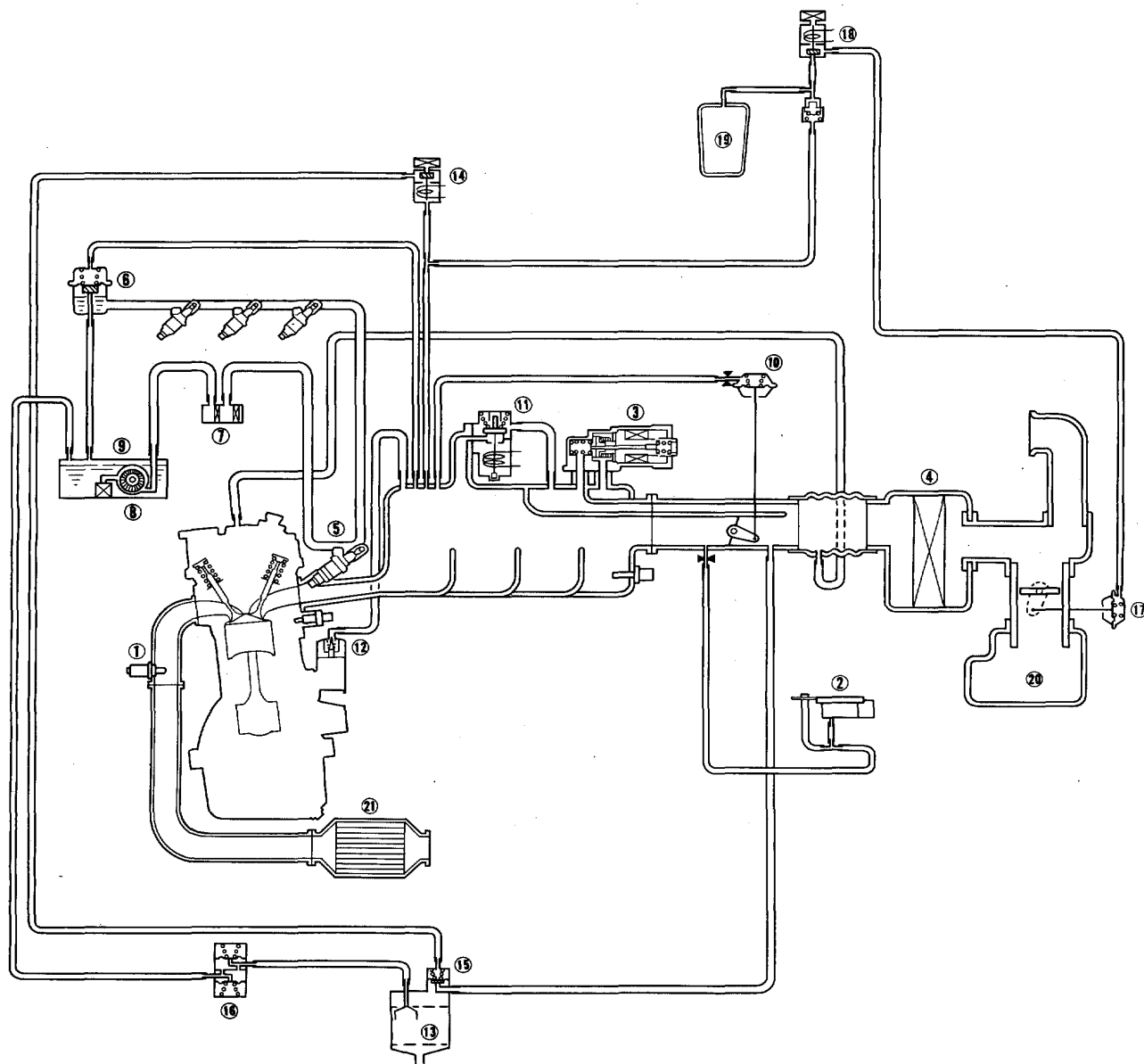
Vacuum Connections [1.6 l with CATA]

NOTE: The illustration is SOHC type. DOHC type is the same as of SOHC type, except for the cylinder head.



System Description

Vacuum Connections [1.6 l] (cont'd)

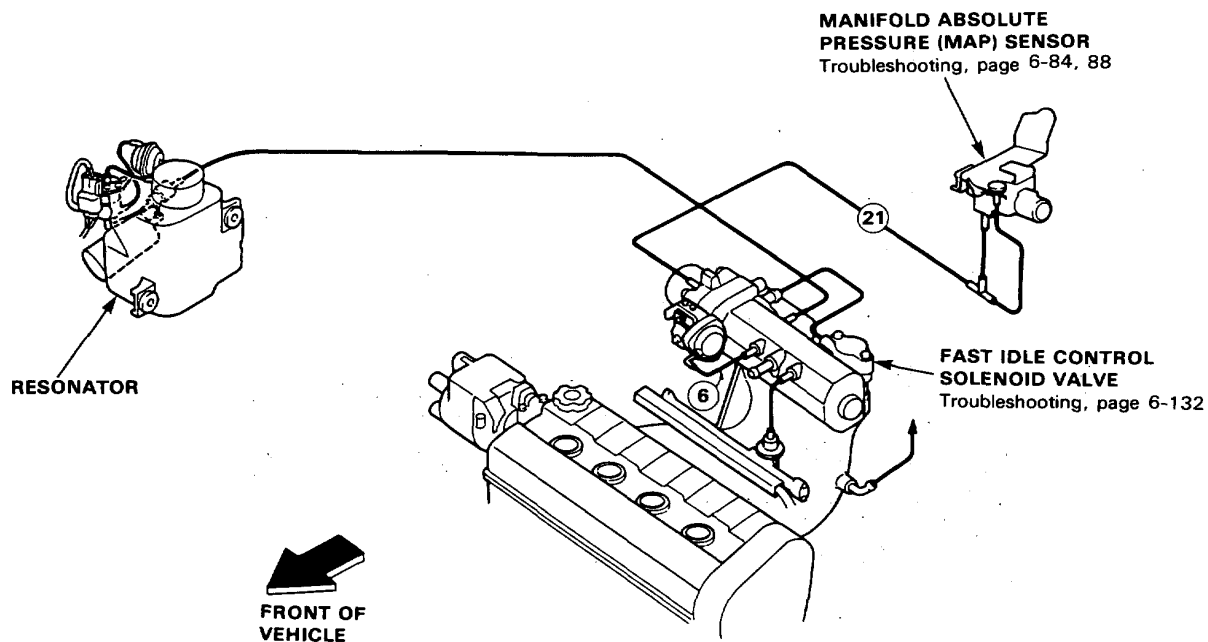


- ① OXYGEN (O₂) SENSOR
- ② MANIFOLD ABSOLUTE PRESSURE (MAP) SENSOR
- ③ ELECTRONIC AIR CONTROL VALVE (EACV)
- ④ AIR CLEANER
- ⑤ FUEL INJECTOR
- ⑥ PRESSURE REGULATOR
- ⑦ FUEL FILTER
- ⑧ FUEL PUMP
- ⑨ FUEL TANK
- ⑩ DASHPOT DIAPHRAGM
- ⑪ FAST IDLE CONTROL SOLENOID VALVE

- ⑫ PCV VALVE
- ⑬ CHARCOAL CANISTER
- ⑭ PURGE CUT-OFF SOLENOID VALVE
- ⑮ PURGE CONTROL DIAPHRAGM VALVE
- ⑯ TWO-WAY VALVE
- ⑰ INTAKE CONTROL DIAPHRAGM
- ⑱ INTAKE CONTROL SOLENOID VALVE
- ⑲ VACUUM TANK
- ⑳ RESONATOR
- ㉑ CATALYTIC CONVERTER



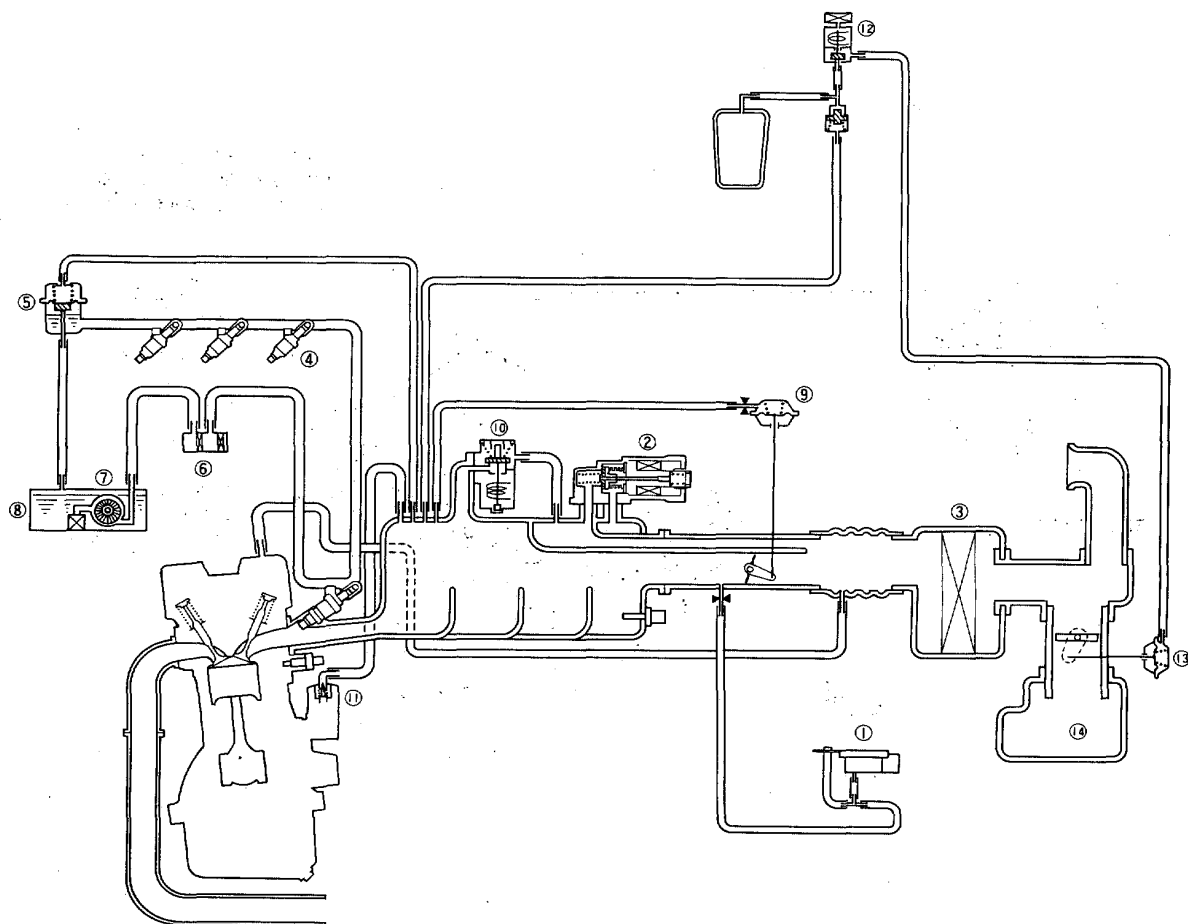
Vacuum Connections [1.6 l with out CATA]



(cont'd)

System Description

Vacuum Connections [1.6 l without CATA] (cont'd)



- ① MANIFOLD ABSOLUTE PRESSURE (MAP) SENSOR
- ② ELECTRONIC AIR CONTROL VALVE (EACV)
- ③ AIR CLEANER
- ④ FUEL INJECTOR
- ⑤ PRESSURE REGULATOR
- ⑥ FUEL FILTER
- ⑦ FUEL PUMP
- ⑧ FUEL TANK

- ⑨ DASHPOT DIAPHRAGM
- ⑩ FAST IDLE CONTROL SOLENOID VALVE
- ⑪ PCV VALVE
- ⑫ INTAKE CONTROL SOLENOID VALVE
- ⑬ INTAKE CONTROL DIAPHRAGM
- ⑭ RESONATOR